

ACCESSING TITAN ONLINE/ PEOPLESOFT



Table of Contents

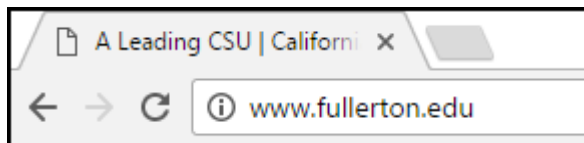
Accessing Titan Online	3
Logging into the Campus Portal.....	4
How Do I Access Titan Online?	9
How Do I Access My Workplace?	13

Accessing Titan Online

Logging into the Campus Portal

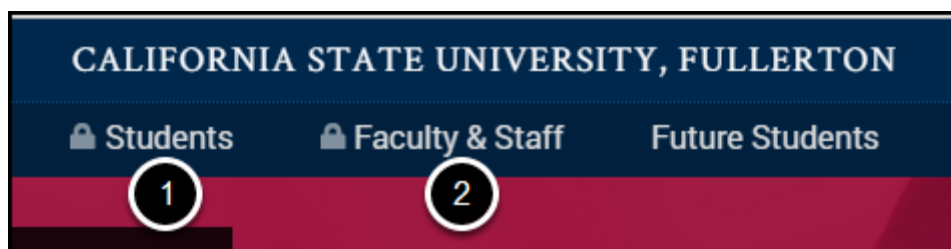
This article covers how campus faculty, staff, and students log in to the campus portal.

1. Open your browser to www.fullerton.edu.



Open your internet browser to <http://www.fullerton.edu>.

2. Select either **Students** or **Faculty & Staff**.



1. Click **Students** to access the student portal.
2. Click **Faculty & Staff** to access the faculty/staff portal.

3. Enter your campus username and password. Then click **Login**.

Login to CSUF Portal

Username
harry.potter

1

Password
.....

2

Login

Need help logging in?

First time students and applicants
Create my campus account

Alumni Portal
Alumni click here

1. Enter your campus username and current password.
2. Click **Login**.

💡 Experiencing issues? Click **Need help logging in?**

💡 First time student or applicant? Click on the **Create my campus account link**.

💡 Member of the Alumni Association? Click on **Alumni** [click here](#) to access the alumni portal.

4. You're in!

CALIFORNIA STATE UNIVERSITY, FULLERTON

STUDENT CENTER TITAN ONLINE CLASS SCHEDULE SEARCH TITAN DEGREE AUDIT ACADEMIC ADVISING STUDENT

Employee Self Service

- My Personal Profile**
 - Personal Information
 - Home Address
 - Phone Numbers
 - Email Addresses
 - Emergency Contacts
- My Benefits Information**
 - Health Plans Summary
 - Dependents Coverage Summary
 - Life and LTD Plans
 - HCRA & DCRA - (FSA)
 - Open Enrollment
 - New Hire/Rehire Eligible
 - Life Event Changes
- My Absence & Time Management**
 - Report and View Absences
 - View Absence Balance
 - View Monthly Schedule
 - Time Reporting
 - Timesheet Preferences
- Training Resources**
 - Adm Time Reporting Tutorial
 - Adm Employee Training Guide
 - Public Hours Courseware Chart
 - Payroll Forms
- My Payroll and Compensation**
 - Compensation History
 - Employee Pay Stub

Student Self Service

- Student Center**

The Student Center is your gateway for updating contact information, checking admission status, viewing holds and to-do lists, enrolling in classes, paying fees and charges, checking financial aid status, viewing your unofficial transcript and more.
- Campus Resources**
 - Academic Advising
 - Academic Calendar
 - Admissions & Records
 - Extended Education
 - CPSA Information
 - Financial Aid
 - Library
 - Enroll
- Student Clearinghouse**

Access National Student Clearinghouse Services to print free enrollment verifications and order your official transcripts
- Titan Degree Audit (TDA)**

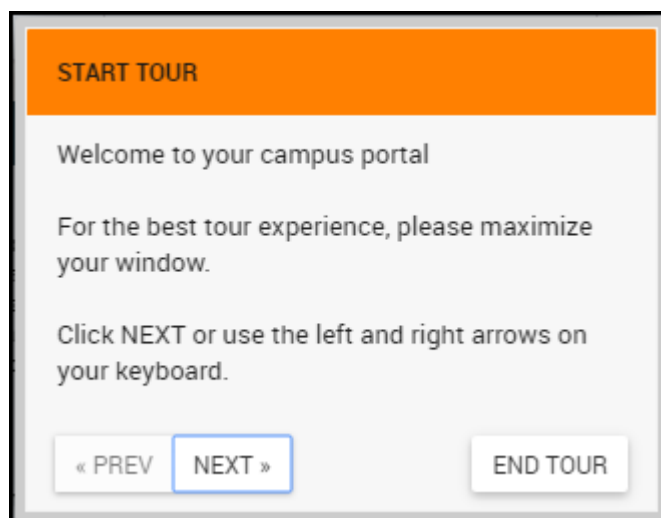
Request Titan Degree Audit
- Training Resources**
 - Application for Graduation PAD
 - Student Center Web Tutorial
 - Registration Web Tutorial
 - Changing Personal Contact Info
 - TDA - User Guide
 - TDA - Interactive Tutorial
 - TITAN Scheduler User Guide
- Registration and Records**
 - Currently Asked Questions
 - Important Deadlines
 - Registration Details
 - Graduation Information
 - Ordering Transcripts
 - Forms
 - Other Services

Finance

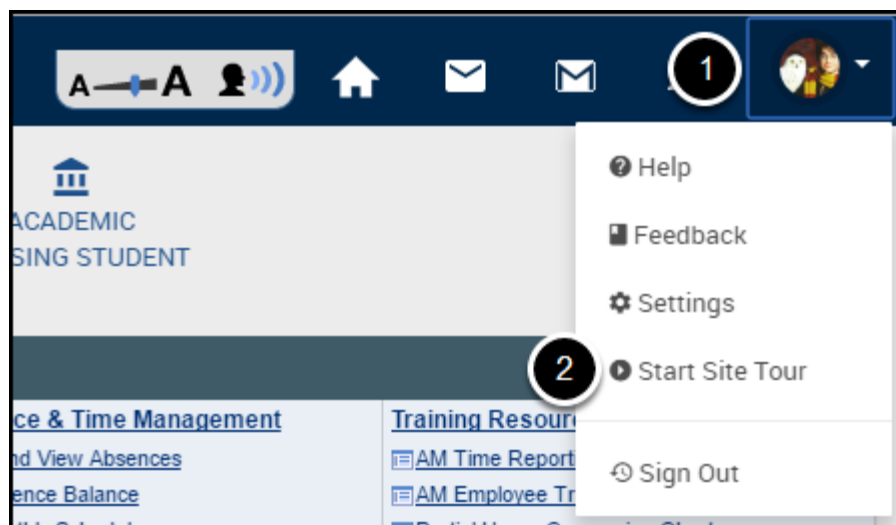
- CFS Finance System**
- Campus Resources**
 - Financial Services
 - Accounts Payable Forms
 - Procurement Card / Office Map
 - Procurement
 - Travel
- FIS Resources**
 - FIS Account (Excel)
 - FIS Fund (Excel)
 - FIS Department ID (Excel)
 - FIS Program (Excel)
 - FIS Class (Excel)
 - FIS Project (Excel)
 - Student Task List (Excel)
 - CMS Project in CFS Program
 - CMS Account in CFS Account
 - CFS Spreadsheet
 - CFS Open Period
- Training Guides**
 - Registration Training Guide
 - Budget Transfer Training Guide

Campus Events

4.1. The first time you log in to the portal, a site tour will take you through the portal features.



4.2. To restart the portal tour, click on your picture at the top right and click Site Tour.



1. Click on your profile picture at the top right of the portal.
2. Select **Start Site Tour**.


Need More Help?

Faculty/Staff - contact the IT Help Desk at helpdesk@fullerton.edu or 657-278-7777.

Students - contact the Student IT Help Desk at StudentITHelpDesk@fullerton.edu or 657-278-8888.

How Do I Access Titan Online?


This article covers how to log in to the campus portal to access PeopleSoft/CMS functionality on Titan Online.

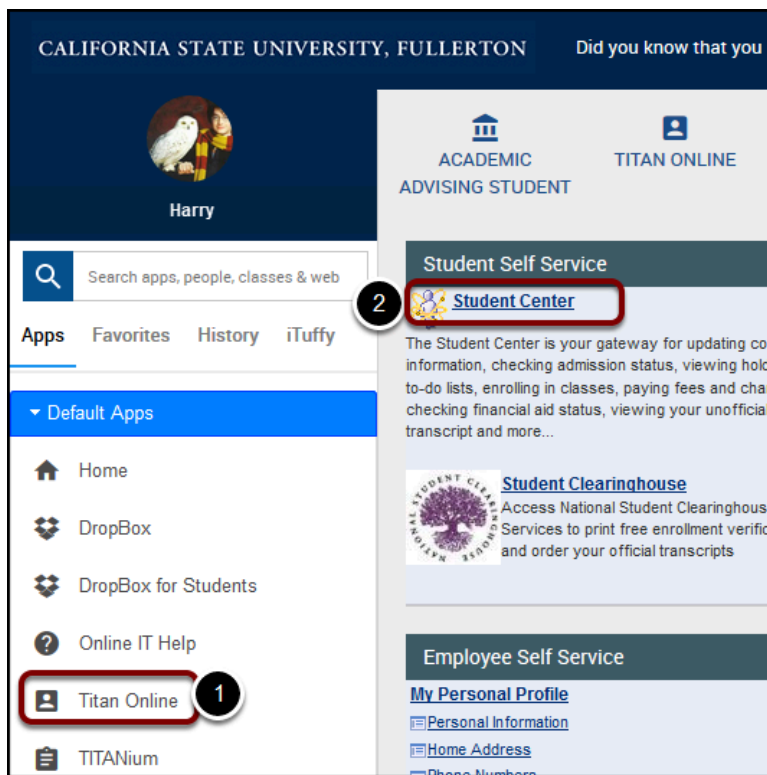
 Some functionality that is accessed via the portal requires a specific browser. Generally PeopleSoft works with all browsers, but whenever possible IT recommends that you do NOT use Internet Explorer.

1. Log on to the campus portal.

[View instructions on how to log on to the campus portal.](#)

2. Select Titan Online or click on a link in a widget to jump directly to a function.


 You can customize your portal to add/remove/rearrange the widgets and links on your portal homepage. However, the link to Titan Online located in the left menu under your picture cannot be modified.



1. Click on **Titan Online**.
2. Or click on a link in the widgets on the portal homepage to jump to a function.

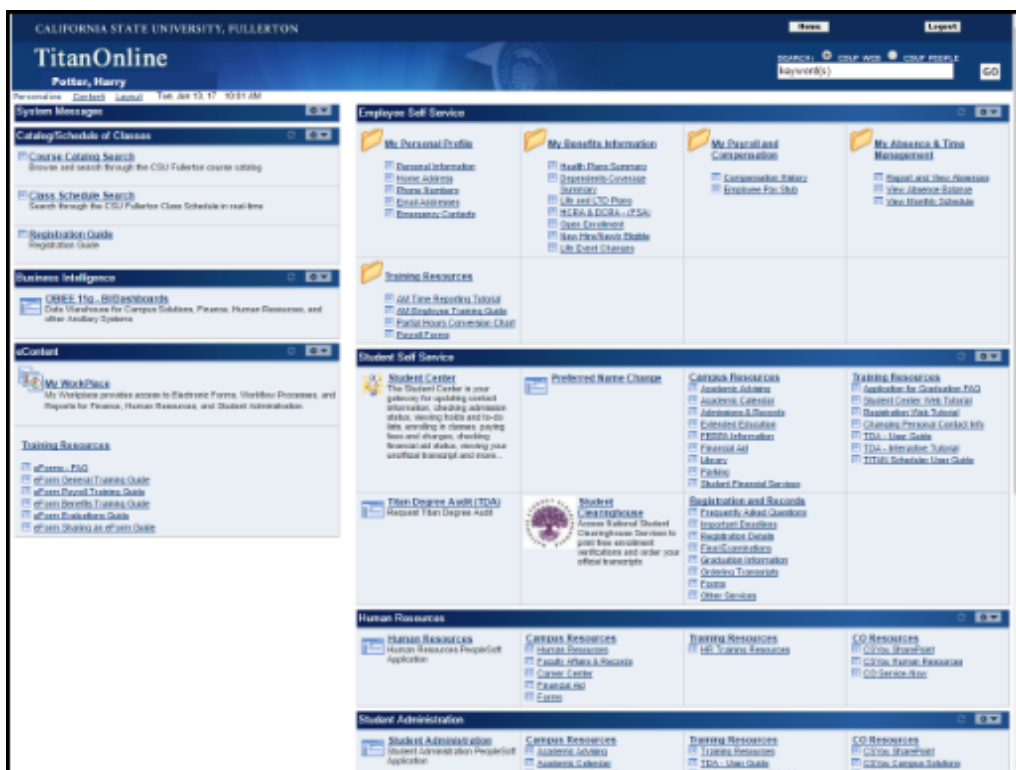
💡 If you have trouble using the links in the widgets, go to the Titan Online page to access the feature.

3. Click Titan Online.



- 💡 Note that this page is where announcements about Titan Online availability are made as well as other announcements. If you are having trouble accessing Titan Online, you can check this page.

4. You can now access all of your PeopleSoft/CMS features on Titan Online.



Depending on your role and your specialized access, you will see different sections (or portlets) appear.

Need More Help?

Faculty/Staff: Contact the IT Help Desk at 657-278-7777 or helpdesk@fullerton.edu for assistance.

Students: Contact the Student IT Help Desk at 657-278-8888 or StudentITHelpDesk@fullerton.edu for assistance.

How Do I Access My Workplace?

This article covers how to log in to the campus portal and Titan Online to access My Workplace functionality.

My Workplace provides access to Electronic Forms, Workflow Processes, and Reports for Finance, Human Resources, and Student Administration.

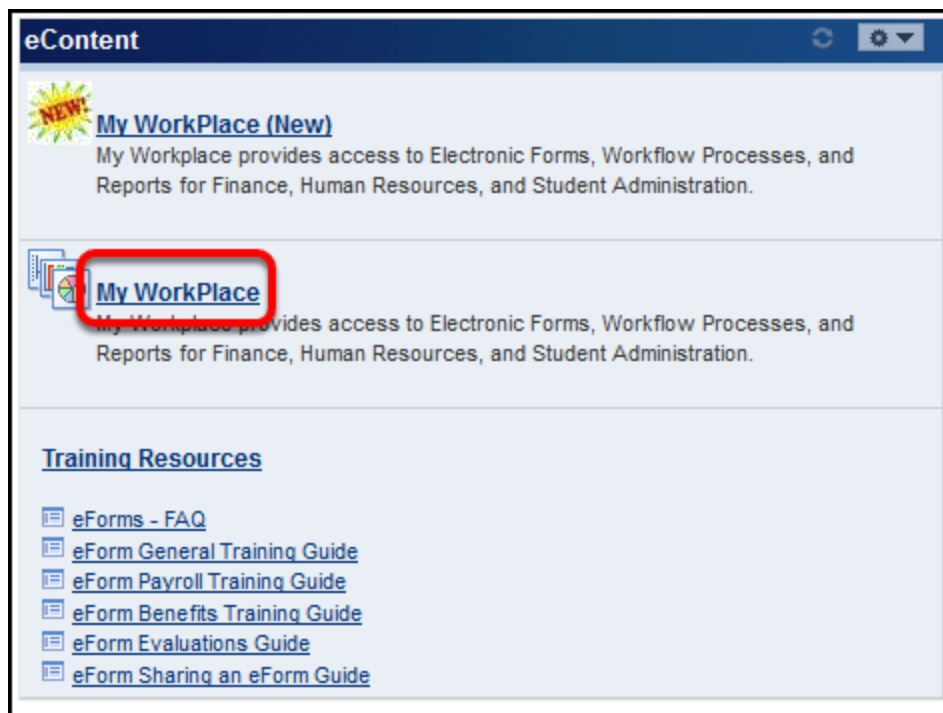
1. Log into the portal and access Titan Online.

[View article on How Do I Access Titan Online?](#)

2. Click on My Workplace in the eContent section of Titan Online.



Note that not all My Workplace functionality is available in My Workplace (New). You may need to click My Workplace to access specific forms and processes.



3. You can now select a menu on the left to access processes and forms.



Some of the functionality in My Workplace requires authorization to access it. Contact the department who manages the functionality to inquire about requesting access. For example, for access to Faculty Appointments, contact Human Resources.

Need More Help?

For training and how-to assistance, contact IT Training at 657-278-5647 or ittraining@fullerton.edu.

For technical assistance, contact the IT Help Desk at 657-278-7777 or helpdesk@fullerton.edu.