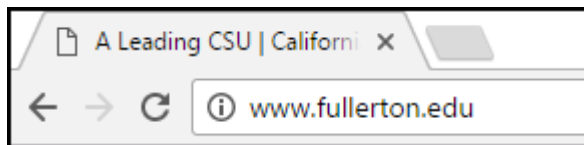


Logging into the Campus Portal

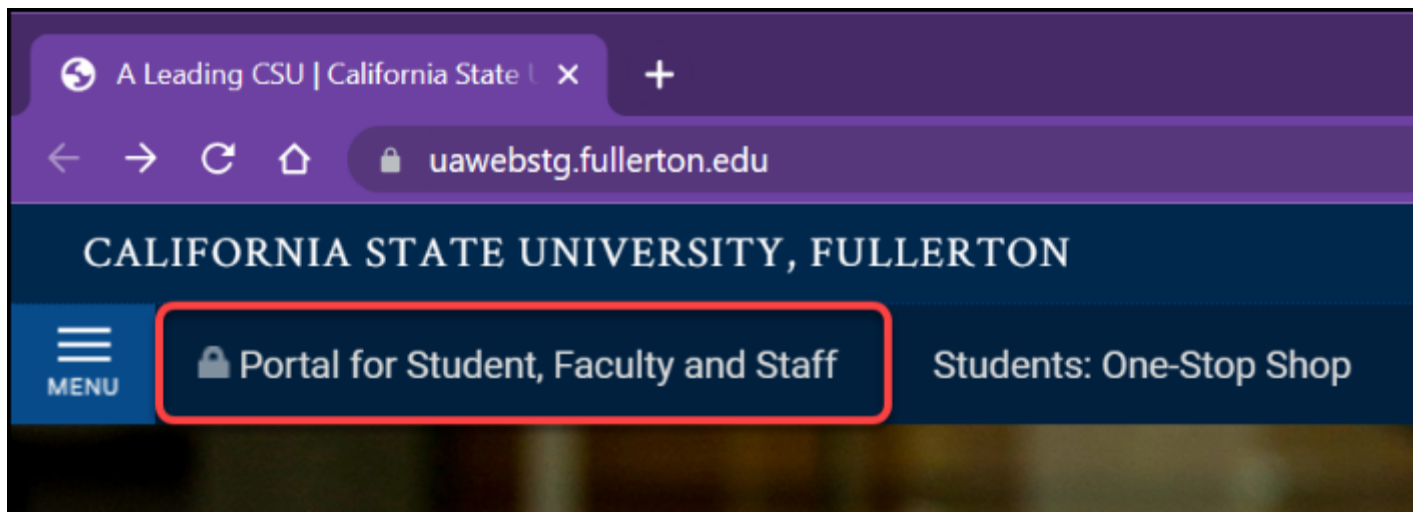
This article covers how campus faculty, staff, and students log in to the campus portal.

1. Open your browser to the CSUF homepage.

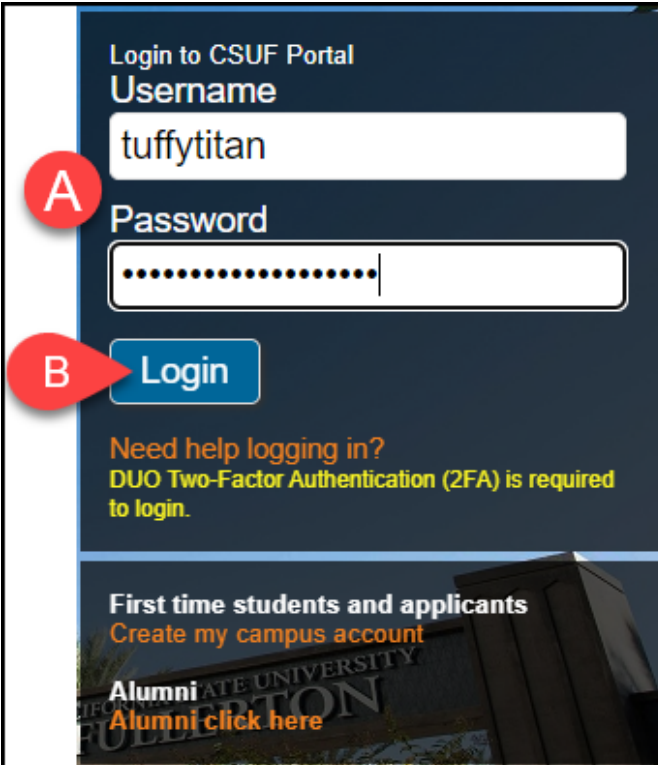


Open your internet browser to [the CSUF homepage](http://www.fullerton.edu).

2. Select Portal for Student, Faculty and Staff.



3. Enter your campus username and password. Then click **Login**.



The screenshot shows the 'Login to CSUF Portal' interface. It features a dark blue background with white text for the login fields. A red circle with the letter 'A' points to the 'Username' field, which contains the text 'tuffytitan'. Below it, the 'Password' field is shown with a masked password of dots. A red circle with the letter 'B' points to the blue 'Login' button. Below the login fields, there is a section for help with logging in, mentioning 'DUO Two-Factor Authentication (2FA)'. At the bottom, there are links for 'First time students and applicants' to 'Create my campus account' and for 'Alumni' to 'Alumni click here'. The bottom of the page features a banner image of a university building.

Login to CSUF Portal

Username
tuffytitan

Password
.....

Login

Need help logging in?
DUO Two-Factor Authentication (2FA) is required to login.

First time students and applicants
Create my campus account

Alumni
Alumni click here


- A. Enter your campus username and current password.
B. Click **Login**.

💡 Experiencing issues? Click **Need help logging in?**

💡 First time student or applicant? Click on **Create my campus account**.

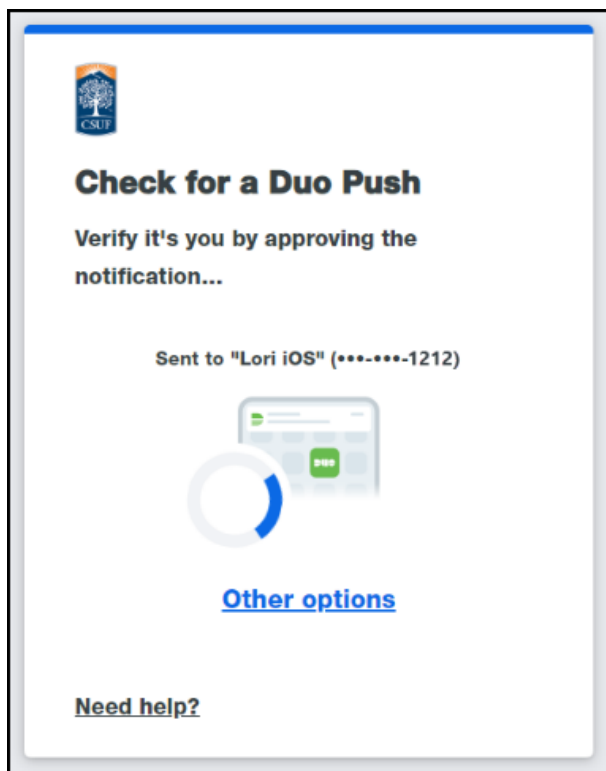
💡 Member of the Alumni Association? Click on **Alumni click here** to access the alumni portal.


4. You'll be prompted to authenticate with Duo.

 New to Duo?

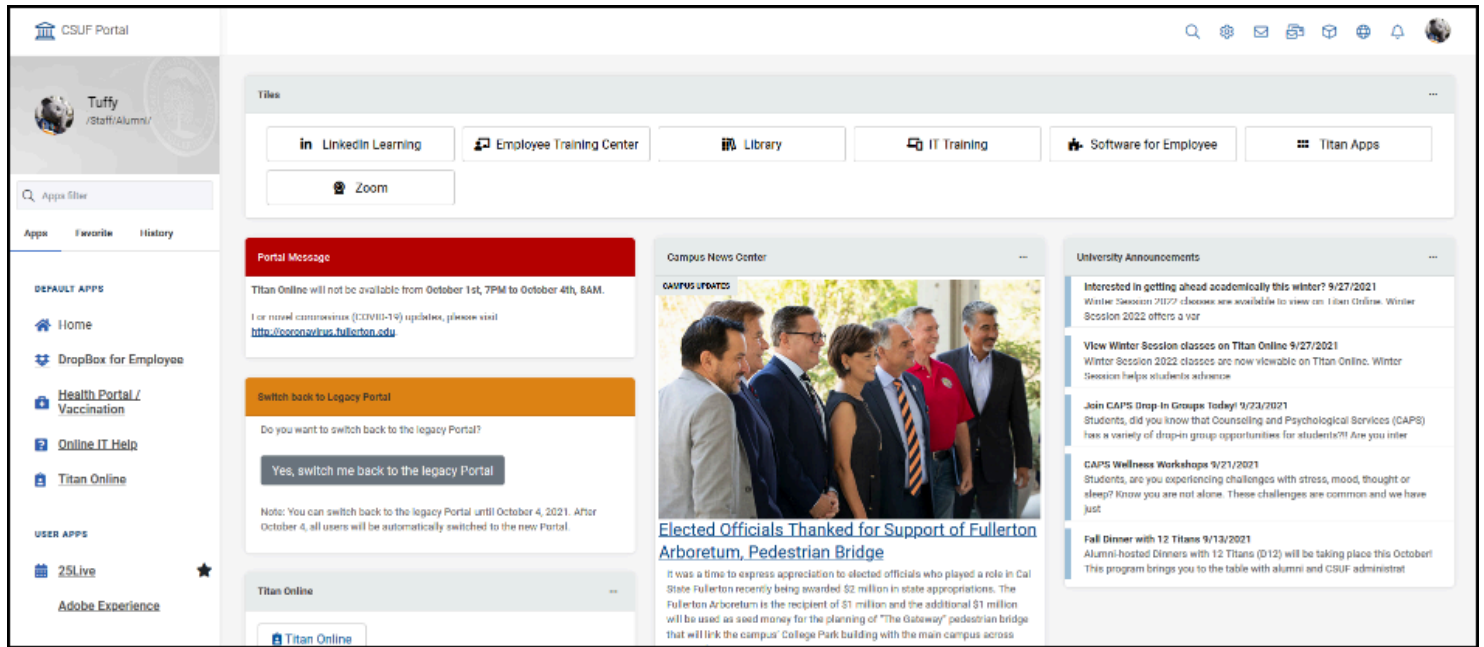
[View Duo guides for Faculty/Staff/Emeriti](#)

[View Duo guides for Students](#)

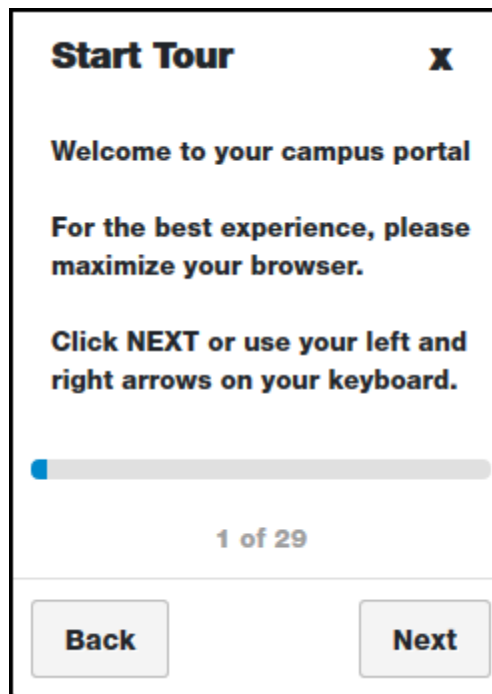


 Remember you can use **Other options** to choose another way to authenticate with Duo.

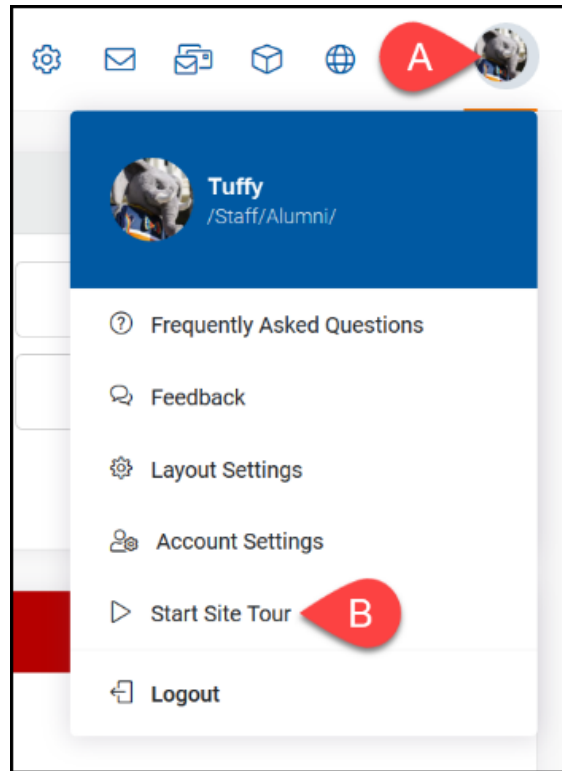
5. You're in!



5.1. The first time you log in to the portal, a site tour will take you through the portal features.



5.2. To restart the portal tour, click on your picture at the top right and click Start Site Tour.



- A. Click on your profile picture at the top right of the portal.
- B. Select **Start Site Tour**.

Need More Help?

Faculty/Staff - contact the IT Help Desk at helpdesk@fullerton.edu or 657-278-7777.

Students - contact the Student IT Help Desk at StudentITHelpDesk@fullerton.edu or 657-278-8888.