

Campus Solutions Fluid Navigation Overview

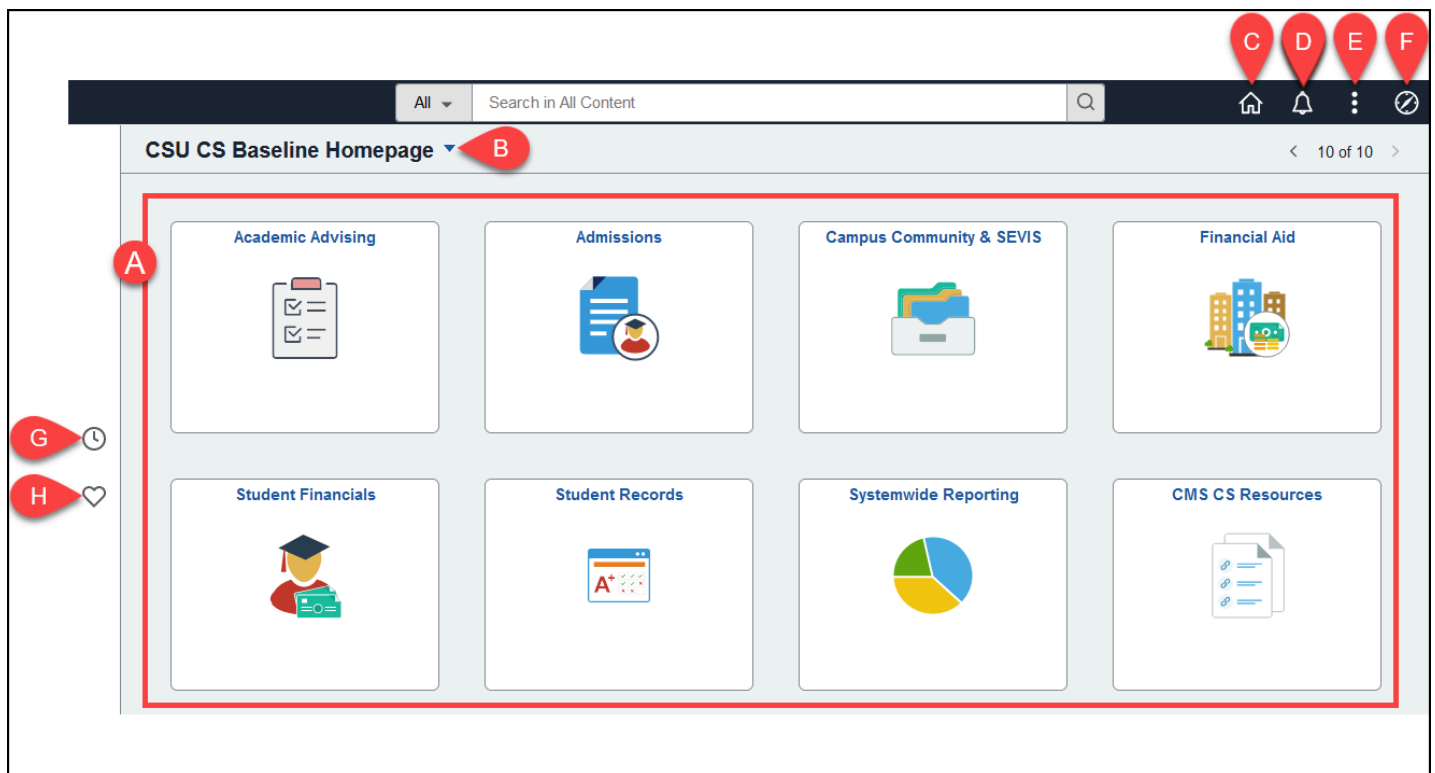
This article covers the basics of the fluid navigation in Campus Solutions/Student Administration on Titan Online.

Fluid navigation and mobile devices

Fluid navigation uses the the latest technology (HTML5, JavaScript, CSS3) to enable Titan Online fluid pages to scale gracefully from large screen devices such as desktops to the reduced viewing space of smartphones and tablets.

This means that the way you navigate stays consistent across devices, making it easier to access your Campus Solutions functionality from any device.

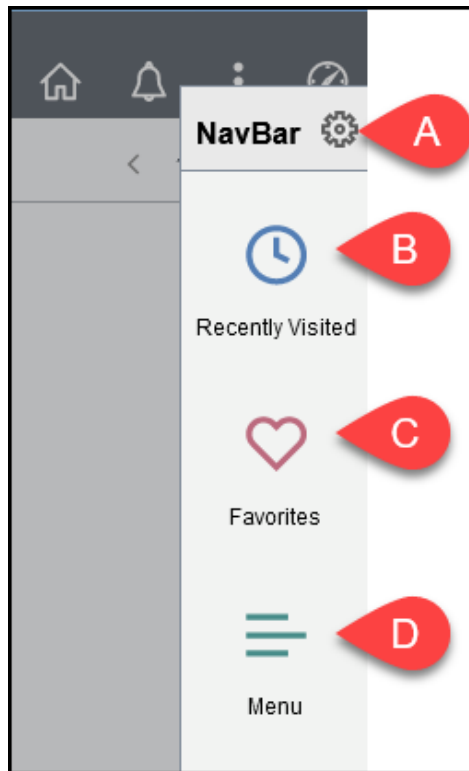
Campus Solutions Navigation



Navigation Features

Letter in Image Above	Name	Action
A	Navigation Tiles	Navigate to common features and functionality
B	Homepage Selector	Switch to a different homepage (if applicable)
C	Home icon	Go back to your default homepage
D	Notifications icon	View any system notifications and alerts
E	Action icon	View available actions for the current screen such as Personalize Homepage, My Preferences, Help, and Sign Out
F	NavBar icon	Access Recently Visited, Favorites, and Menu navigation
G	Recently Visited	View the recent menus that you have accessed
H	Favorites	Access the pages or menus you have marked as favorites

Using the NavBar



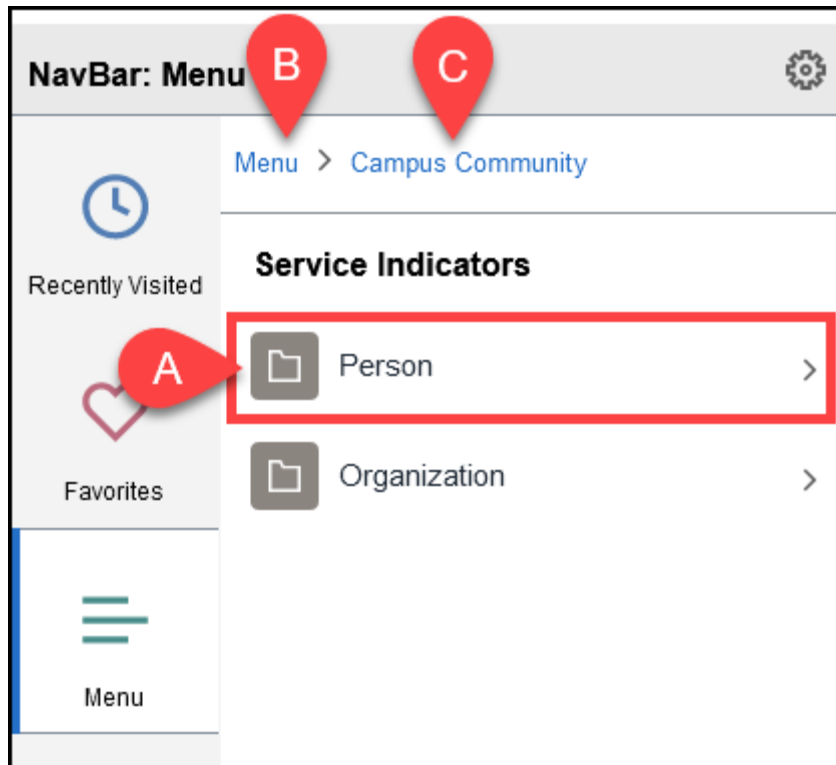
NavBar Options

Letter in Image Above	Name	Action
A	Personalize NavBar	View or edit your personal settings for the NavBar
B	Recently Visited	View the recent menus that you have accessed
C	Favorites	View or edit pages or menus that you have added as favorites; an advantage of favorites is that you can give them a customized name (e.g., "Manage Service Indicators" can be saved as a favorite called "Add and Remove Holds").
D	Menu	Users with advanced access to the Campus Solutions

Letter in Image Above	Name	Action
		system can use the Menu to access functionality

Using Menu & Breadcrumbs

Click on a menu folder in the Menu to access the sub-menu(s). Use the breadcrumb menu to go back to the main menu or to the last menu folder.



- Click on a menu folder to access any sub-menu(s).
- Click on **Menu** in the breadcrumb navigation to go back to the main menu.
- Click on a menu folder in the breadcrumb navigation to go back to that menu folder.

Need More Help?

Technical issues in accessing Campus Solutions or your campus portal account?

Contact the IT Help Desk at HelpDesk@fullerton.edu or 657-278-7777.