



How Do I Access Titan Online?

This article covers how to log in to the campus portal to access PeopleSoft/CMS functionality on Titan Online.


 Titan Online has a new home in the campus portal! Use the Titan Online widget or the Titan Online Apps cube icon on your portal homepage to access your Titan Online apps.

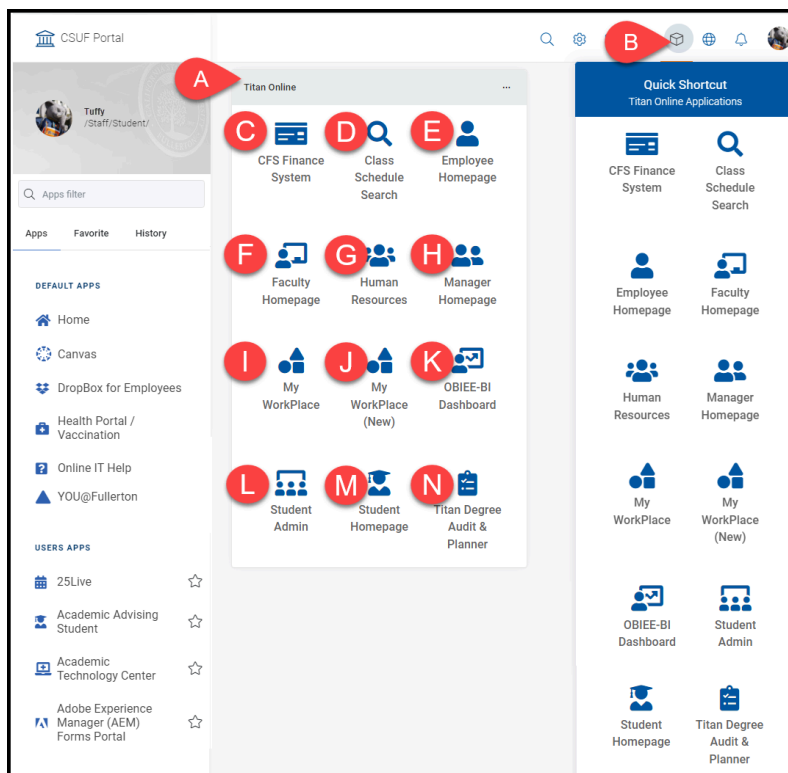
 Some functionality that is accessed via the portal requires a specific browser. If you are accessing forms in My Workplace, please note that you have to use Microsoft Edge in IE mode. [View instructions on how to enable Internet Explorer mode in Microsoft Edge.](#)

1. Log on to the campus portal.

[View instructions on how to log on to the campus portal.](#)

2. Locate the Titan Online widget or use the Titan Online Apps cube icon to access your Titan Online apps.

 Please note that you will only see apps that you have access to view.



- A. Locate the Titan Online widget on your portal homepage.
- B. You can also click on the Titan Online Apps cube icon to access your Titan Online apps.
- C. Click **CFS Finance** to access the Finance system.
- D. Click **Class Schedule Search** to search through the CSU Fullerton Class Schedule in real-time.
- E. Click **Employee Homepage** to access your Employee Self Service tools.
- F. Click **Faculty Homepage** to access your Faculty Self Service tools, including your Faculty Center.
- G. Click **Human Resources** to access the Human Resources system.
- H. Click **Manager Homepage** to access your Manager Self Service tools, including approving absences and time worked.
- I. Click **My Workplace** to access forms and searches available in My Workplace.
- J. Click **My Workplace New** to access forms and searches available in the new My Workplace.
- K. Click **OBIEE -- BI/Dashboard** to access OBIEE Data Warehouse reports.
- L. Click **Student Admin** to access the Campus Solutions/Student Administration system.
- M. Click **Student Homepage** to access your Student Self Service tools, including your Student Center.
- N. Click **Titan Degree Audit & Planner** to access the degree audit tools (TDA).

Need More Help?

Faculty/Staff: Contact the IT Help Desk at 657-278-7777 or helpdesk@fullerton.edu for assistance.

Students: Contact the Student IT Help Desk at 657-278-8888 or StudentITHelpDesk@fullerton.edu for assistance.